



Jarvis Christian College
PR 7631,Hwy 80 E, Hawkins, Texas 75765-1470

General information: (903) 730-4890

Website: www.jarvis.edu

Type: 4-year, Private not-for-profit

Awards offered: Bachelor's degree

Campus setting: Rural: Distant

Campus housing: Yes

Student population: 603 (all undergraduate)

Student-to-faculty ratio: 15 to 1

[Expand All](#) | [Collapse All](#)

[General Information](#)

Net Price Calculator www.netpricecalculator.com/npc.php?school=Jarvis-Christian-College-225885

Mission Statement

The mission of Jarvis Christian College is to prepare students intellectually, socially, spiritually, and personally to pursue professional and graduate studies and productive careers, and to function effectively in a global and technological society.

Carnegie Classification

Baccalaureate Colleges--Diverse Fields

Religious Affiliation

Christian Church (Disciples of Christ)

Federal Aid

Eligible students may receive Pell Grants and other federal aid (e.g. Direct Loans).

Undergraduate students enrolled who are formally registered with office of disability services

3% or less

Other Characteristics

Historically Black College or University

Special Learning Opportunities

Teacher certification

Student Services

Remedial services

Academic/career counseling service

Employment services for students

Placement services for completers

Credit Accepted

Dual credit

Advanced placement (AP) credits

Faculty and graduate assistants by primary function, Fall 2012 Full time Part time

Total faculty 28 18

Faculty and graduate assistants by primary function, Fall 2012 Full time Part time

Instructional	28	18
Research and public service	0	0
Total graduate assistants	-	0
Instructional	-	0
Research	-	0

[Tuition, Fees, and Estimated Student Expenses](#)

Estimated Expenses for Full-time Beginning Undergraduate Students

- Beginning students are those who are entering postsecondary education for the first time.

Estimated expenses for academic year	2009-2010	2010-2011	2011-2012	2012-2013	% change 2011-2012 to 2012-2013
Tuition and fees	\$9,608	\$11,146	\$13,374	\$11,369	-15.0%
Books and supplies	\$1,000	\$1,300	\$1,300	\$1,300	0.0%
Living arrangement					
On Campus					
Room and board	\$6,287	\$7,788	\$9,910	\$8,183	-17.4%
Other	\$2,168	\$2,500	\$2,670	\$2,680	0.4%
Off Campus					
Room and board	\$6,287	\$7,788	\$8,000	\$8,295	3.7%
Other	\$2,168	\$2,500	\$2,925	\$2,680	-8.4%
Off Campus with Family					
Other	\$2,750	\$3,000	\$3,250	\$3,300	1.5%
Total Expenses	2009-2010	2010-2011	2011-2012	2012-2013	% change 2011-2012 to 2012-2013
On Campus	\$19,063	\$22,734	\$27,254	\$23,532	-13.7%
Off Campus	\$19,063	\$22,734	\$25,599	\$23,644	-7.6%
Off Campus with Family	\$13,358	\$15,446	\$17,924	\$15,969	-10.9%

Estimate the total tuition and fee costs over the duration of a typical program.

[Multiyear Tuition Calculator](#)

Alternative Tuition Plans

- No alternative tuition plans are offered by this institution.

[Financial Aid](#)

Undergraduate Student Financial Aid, 2011-2012

Full-time Beginning Undergraduate Students

- Beginning students are those who are entering postsecondary education for the first time.

Type of Aid	Number receiving aid	Percent receiving aid	Total amount of aid received	Average amount of aid received
Any student financial aid ¹	87	99%	—	—
Grant or scholarship aid	81	92%	\$538,391	\$6,647
Federal grants	79	90%	\$400,079	\$5,064
Pell grants	79	90%	\$356,219	\$4,509
Other federal grants	25	28%	\$43,860	\$1,754
State/local government grant or scholarships	58	66%	\$135,612	\$2,338
Institutional grants or scholarships	5	6%	\$2,700	\$540
Student loan aid	85	97%	\$587,229	\$6,909
Federal student loans	85	97%	\$574,279	\$6,756
Other student loans	3	3%	\$12,950	\$4,317

- ¹ Includes students receiving Federal work study aid and aid from other sources not listed above.

All Undergraduate Students

Type of Aid	Number receiving aid	Percent receiving aid	Total amount of aid received	Average amount of aid received
Grant or scholarship aid ¹	475	93%	\$2,277,010	\$4,794
Pell grants	471	92%	\$1,967,519	\$4,177
Federal student loans	467	91%	\$5,283,600	\$11,314

- ¹ Grant or scholarship aid includes aid received, from the federal government, state or local government, the institution, and other sources known by the institution.
- For more information on Student Financial Assistance Programs or to apply for financial aid via the web, visit [Federal Student Aid](#).

⊖ [Net Price](#)

Average Net Price for Full-Time Beginning Students

Full-time beginning undergraduate students who were awarded grant or scholarship aid from federal, state or local governments, or the institution.

2009-2010 2010-2011 2011-2012

Average net price \$6,827 \$13,629 \$20,607

Full-time beginning undergraduate students who were awarded Title IV aid by income.

Average net price by Income 2009-2010 2010-2011 2011-2012

\$0 – \$30,000	\$5,575	\$12,820	\$22,315
\$30,001 – \$48,000	\$12,046	\$15,095	—
\$48,001 – \$75,000	\$11,466	\$19,560	—
\$75,001 – \$110,000	\$5,055	\$17,354	—
\$110,001 and more	—	—	—

- Average net price is generated by subtracting the average amount of federal, state/local government, or institutional grant or scholarship aid from the total cost of attendance. Total cost of attendance is the sum of published tuition and required fees, books and supplies, and the weighted average for room and board and other expenses.
- Beginning students are those who are entering postsecondary education for the first time.
- Title IV aid to students includes grant aid, work study aid, and loan aid. These include: Federal Pell Grant, Federal Supplemental Educational Opportunity Grant (FSEOG), Academic Competitiveness Grant (ACG), National Science and Mathematics Access to Retain Talent Grant (National SMART Grant), Teacher Education Assistance for College and Higher Education (TEACH) Grant, Federal Work-Study, Federal Perkins Loan, Subsidized Direct or FFEL Stafford Loan, and Unsubsidized Direct or FFEL Stafford Loan. For those Title IV recipients, net price is reported by income category and includes students who received federal aid even if none of that aid was provided in the form of grants. While Title IV status defines the cohort of student for which the data are reported, the definition of net price remains the same – total cost of attendance minus grant aid.

Net Price Calculator

An institution's net price calculator allows current and prospective students, families, and other consumers to estimate the net price of attending that institution for a particular student.

Visit this institution's **net price calculator**

www.netpricecalculator.com/npc.php?school=Jarvis-Christian-College-225885

⊖ [Enrollment](#)

Fall 2012

Total enrollment (all undergraduate) 603

Undergraduate transfer-in enrollment 100

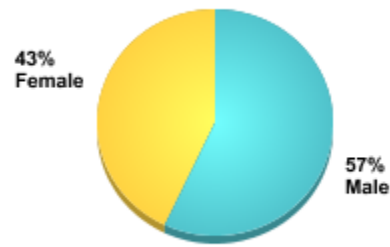
Attendance Status

Student Gender

Attendance Status

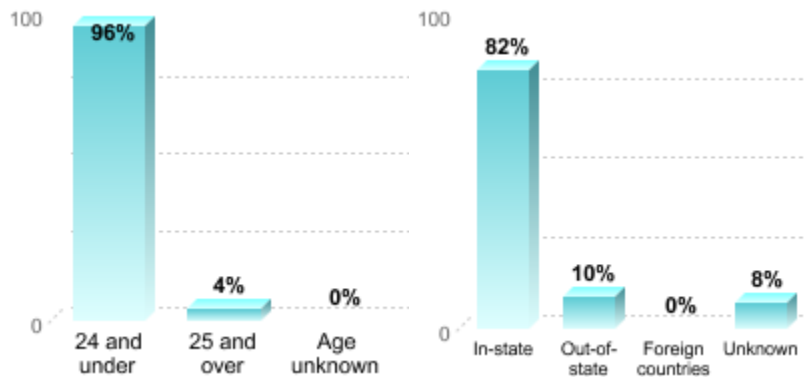


Student Gender



Student Race/ethnicity

Undergraduate Student Age Undergraduate Student Residence



- Age data are reported for Fall 2011.
- Residence data are reported for first-time degree/certificate-seeking undergraduates.

[Admissions](#)

Undergraduate application fee (2012-2013): \$50

- This institution has an open admission policy. Contact the institution for more information.

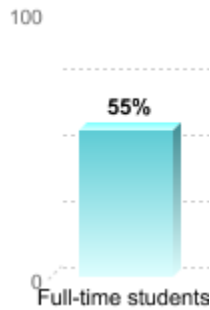
[Retention and Graduation Rates](#)

First-to-Second Year Retention Rates

Retention rates measure the percentage of first-time students who are seeking bachelor's degrees who return to the institution to continue their studies the following fall.

Retention Rates for First-Time Students Pursuing Bachelor's Degrees

Retention Rates for First-Time Students Pursuing Bachelor's Degrees



Percentage of Students Who Began Their Studies in Fall 2011 and Returned in Fall 2012

Overall Graduation Rate and Transfer-Out Rate

The overall graduation rate is also known as the "Student Right to Know" or IPEDS graduation rate. It tracks the progress of students who began their studies as **full-time, first-time degree- or certificate-seeking students** to see if they complete a degree or other award such as a certificate within 150% of "normal time" for completing the program in which they are enrolled.

Some institutions also report a transfer-out rate, which is the percentage of the full-time, first-time students who transferred to another institution.

Note that not all students at the institution are tracked for these rates. Students who have already attended another postsecondary institution, or who began their studies on a part-time basis, are not tracked for this rate. **At this institution, 58 percent of entering students were counted as "full-time, first-time" in 2012.**

Overall Graduation and Transfer-Out Rates for Students Who Began Their Studies in Fall 2006

Percentage of Full-time, First-Time Students Who Graduated or Transferred Out Within 150% of "Normal Time" to Completion for Their Program

- (*) Not all institutions report transfer-out rates.

Bachelor's Degree Graduation Rates

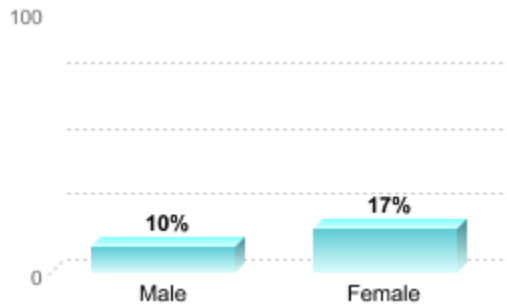
Bachelor's degree graduation rates measure the percentage of entering students beginning their studies full-time and are planning to get a bachelor's degree and who complete their degree program within a specified amount of time.

Graduation Rates for Students Pursuing Bachelor's Degrees

Percentage of Full-time, First-time Students Who Graduated in the Specified Amount of Time

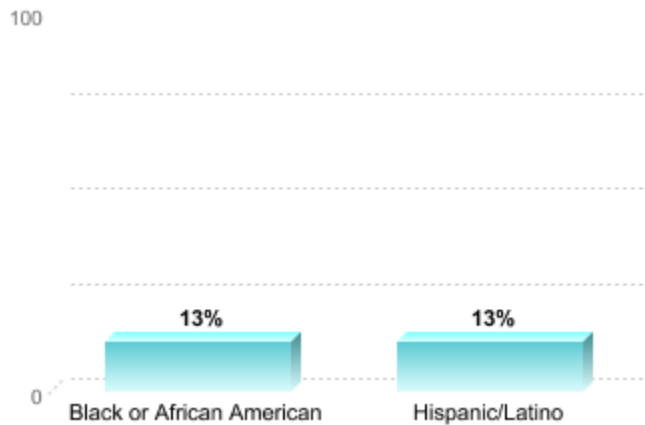
6-Year Graduation Rate by Gender for Students Pursuing Bachelor's Degrees

6-Year Graduation Rate by Gender for Students Pursuing Bachelor's Degrees



Percentage of Full-time, First-time Students Who Began Their Studies in Fall 2006 and Received a Degree or Award Within 150% of "Normal Time" to Completion for Their Program

6-Year Graduation Rate by Race/Ethnicity for Students Pursuing Bachelor's Degrees



Percentage of Full-time, First-time Students Who Began Their Studies in Fall 2006 and Received a Degree or Award Within 150% of "Normal Time" to Completion for Their Program

[Programs/Majors](#)

Completions (Number of awards conferred) 2011-2012

Completions are the number of awards conferred by program and award level.

▼Program

[Bachelor](#)

- Data shown are for first majors.
- (-) Program is not offered at this award level.

Biological And Biomedical Sciences	
Biology/Biological Sciences, General	5
Category total	5
Business, Management, Marketing, and Related Support Services	
Business Administration and Management, General	1
Business, Management, Marketing, and Related Support Services, Other	2
Category total	3
Computer and Information Sciences and Support Services	

▼Program	<u>Bachelor</u>
Computer and Information Sciences, General	2
Category total	2
Education	
Elementary Education and Teaching	0
Physical Education Teaching and Coaching	12
Reading Teacher Education	0
Secondary Education and Teaching	2
Special Education and Teaching, General	0
Category total	14
English Language and Literature/Letters	
English Language and Literature, General	2
Category total	2
History	
History, General	1
Category total	1
Homeland Security, Law Enforcement, Firefighting and Related Protective Services	
Criminal Justice/Safety Studies	5
Category total	5
Mathematics and Statistics	
Mathematics, General	1
Category total	1
Multi/Interdisciplinary Studies	
Multi-/Interdisciplinary Studies, Other	16
Category total	16
Philosophy and Religious Studies	
Religion/Religious Studies	1
Category total	1
Physical Sciences	
Chemistry, General	3
Category total	3
Public Administration and Social Service Professions	
Social Work	3
Category total	3
Social Sciences	
Sociology	2
Category total	2
Visual and Performing Arts	

	▼Program	<u>Bachelor</u>
Music, General		0
Category total		0
Grand total		58

⊖ [Varsity Athletic Teams](#)

2011-2012 Varsity Athletes

	NAIA Division I	Men	Women
Basketball	17	12	
Track and Field, X-Country	7	6	

- For further information on varsity athletic teams please visit the [OPE Athletics Home Page](#).

⊖ [Accreditation](#)

Institutional Accreditation

Agency	Periods of Accreditation	Status
Southern Association of Colleges and Schools, Commission on Colleges	1/1/1967 -	Accredited

- [FINANCIAL AID FOR POSTSECONDARY STUDENTS - Accreditation & Participation](#)

⊖ [Campus Security](#)

2011 Crime Statistics

Arrests - On-Campus	2009	2010	2011
Illegal weapons possession	0	1	0
Drug law violations	0	0	1
Liquor law violations	0	0	4

Arrests - On-Campus Residence Halls¹ 2009 2010 2011

Illegal weapons possession	0	0	0
Drug law violations	0	0	1
Liquor law violations	0	0	1

Criminal Offenses - On-Campus	2009	2010	2011
Murder/Non-negligent manslaughter	0	0	0
Negligent manslaughter	0	0	0
Sex offenses - Forcible	0	0	0
Sex offenses - Non-forcible (incest and statutory rape only)	0	0	0
Robbery	0	0	0
Aggravated assault	0	0	0

Criminal Offenses - On-Campus	2009	2010	2011
Burglary	0	0	10
Motor vehicle theft	0	0	0
Arson	0	0	0
Criminal Offenses - On-Campus Residence Halls ¹	2009	2010	2011
Murder/Non-negligent manslaughter	0	0	0
Negligent manslaughter	0	0	0
Sex offenses - Forcible	0	0	0
Sex offenses - Non-forcible (incest and statutory rape only)	0	0	0
Robbery	0	0	0
Aggravated assault	0	0	0
Burglary	0	0	10
Motor vehicle theft	0	0	0
Arson	0	0	0

- (!) Residence Halls are a subset of On-Campus statistics
- The crime data reported by the institutions have not been subjected to independent verification by the U.S. Department of Education. Therefore, the Department cannot vouch for the accuracy of the data reported here.
- These data do not include incidents that: (a) took place off campus on public property immediately adjacent to and accessible from the Campus; (b) took place on a noncampus building or property owned or controlled by a student organization that is officially recognized by the institution; or (c) incidents at buildings/property owned or controlled by an institution but is not contiguous to the institution. For further information, see <http://ope.ed.gov/security>.

⊖ [Cohort Default Rates](#)

Three-year Official Cohort Default Rates

Fiscal Year	2010	2009
Default rate	50.6%	37.5%
Number in default	122	87
Number in repayment	241	232

- For further information on default rates please visit the [Cohort Default Rate Home Page](#). This school's six-digit OPE ID is 003637.

Aid Programs

- Federal Direct Loan (Direct Loan)